



Load Pins designed and manufactured to fit any size



## LOAD PIN DC

The load pins are mainly intended to avoid over weighting, force monitoring, safety and industrial measurement. Its common application is intended for the industrial sector, weighing on cranes, lifting devices, control of conveyor belts, trucks... The principle is based on the replacement of the original pulley shafts, detecting so the force originating in them. The pin signal is adjusted with the throttling equipment, preventing an overload in the structures.

At Dinacell we are specialists in the manufacture of pins, we design them and manufacture them to measure with different diameters and lengths. To fit your workplace correctly, we've divided the pins into three main models based on their IP protection. The models are divided into BLP, STA2 and STA3.



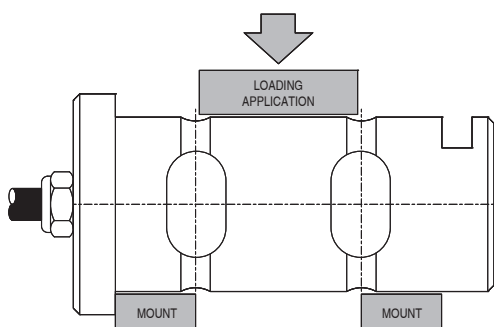
# LOAD PIN DC Data Sheet



## Specifications

Parameter	Units	Specifications		
Model	-	BLP	STA3	STA2
Nominal Load (N.L.)	kg	...		
Estimated accuracy	-	1%		
Hysteresis error	%N.L.	< 0,07%		
Crepp, over 30 minutes	%N.L.	0,01%		
Temperature range	Compensated	-10 ... +40 (+14 ... +104)		
	Operating	-20 ... +60 (-4 ... +140)		
	Storage	-20 ... +70 (-4 ... +158)		
Temperature effect on sensibility	% / 10°C	0,044		
Temperature effect on zero	% / 5°C	0,015		
Min. Insulation resistance (V.Test s 100V)	GΩ	4		
Load limit	Safe	150		
	Without characteristics loss	200		
	Breaking	>300		
Cable	Type	4 x 0,22 mm <sup>2</sup> Ø5.3		
	Standard length	5		
	Material	Polyurethane (PU)		
Sensor	Material	Alloy steel / Stainless steel	Alloy steel / Stainless steel	Stainless Steel
	Surface treatment	Chemical nickel (Only alloy steel)		
Protection class	-	IP65	IP66	IP68


## Working diagram



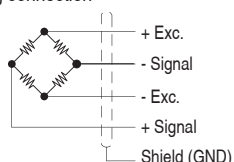
## Output options and connection diagram

mV/V	
Parameter	Specifications
Zero balance	±0,1 mV/V
Input sensivity	1.0 ± 0.3
Maximum voltage	12V    24V
Output impedance	350Ω    700Ω

Connector connection

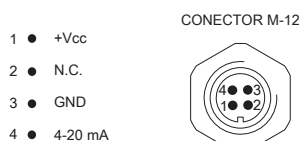


Wiring connection

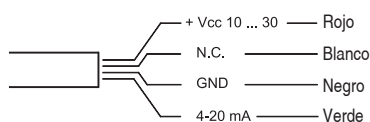


4-20 mA	
Parameter	Specifications
Zero balance	3.85 ... 4.15 mA
Output with Nominal Load	20 ± 0.3 mA
Power supply	10 ... 40 V
Current consumption	< 30 mA

Connector connection

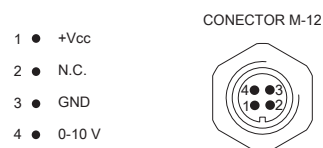


Wiring connection

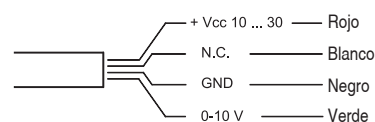


0-10 V	
Parameter	Specifications
Zero balance	0.15 ... 0.25V
Output with Nominal Load	10 ± 0.2V
Power supply	10 ... 36 V
Current consumption	< 15 mA

Connector connection



Wiring connection



# LOAD PIN DC Data Sheet



Model ☐ **BLP** IP65 protection  
☐ **STA3** IP67 protection  
☐ **STA2** IP67 protection

---

Material ☐ Alloyed steel + nickel plated  
☐ Stainless Steel Stainless Steel  
☐ Other.....

---

Nominal Load (N.L.): ..... ☐ kg ☐ kN ☐ Lb

---

Signal type: ☐ mV/V Maximum voltage ☐ 12V  
☐ 24V  
☐ 4-20 mA ☐ 3-thread (standard)  
☐ 2 threads  
☐ 0-10 V  
☐ Other .....

Connection: ☐ Wired ☐ 4 x 0.22 mm<sup>2</sup> Ø5.3 (Standard)  
☐ Heat resistant  
☐ CSA  
☐ Other.....  
☐ With connector ☐ M12  
☐ Bayonet  
☐ Other.....





---

Redundant output ☐ No  
☐ Yes ☐ 2 outputs for 2 independent signals  
☐ 1 output for 2 independent signals

---

Standard length: ☐ 5m (estándar) ☐ .....

---

Cable position: ☐ Axial  ☐ Recessed   
☐ Radial  ☐ Recessed 

---

Cable end ☐ With threads  
☐ With connector:

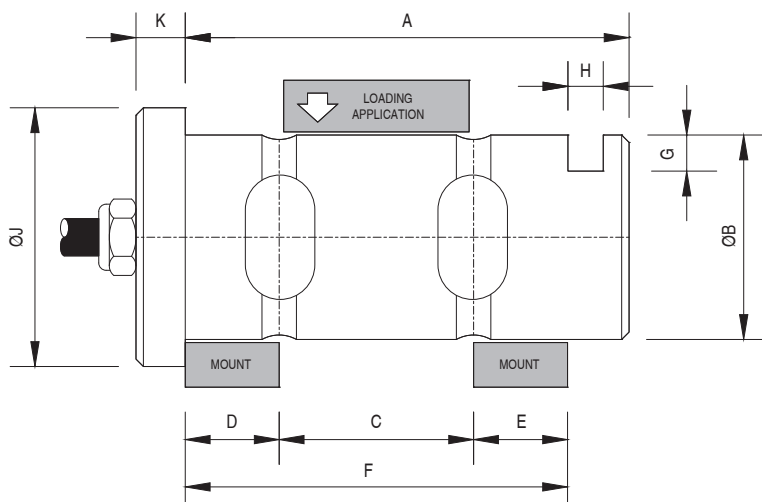
With connector:

\* All dimensions (mm) must be filled in. Place value "0" in case you do not need.

\* Tolerance e9, other tolerances by request.

A ..... F .....  
 ØB ..... G .....  
 C ..... H .....  
 D ..... ØJ .....  
 E ..... K .....

Remarks:



For more information

[www.dinacell.com](http://www.dinacell.com)

Dinacell Electrónica S.L.  
 Pol. Ind. Santa Ana C/ El Torno Nº8  
 CP 28522 Rivas Vaciamadrid, Madrid, ESPAÑA  
 Tel. (+34) 913 001 435  
 Fax. (+34) 913 001 645

Document Ref: D1101-03  
 Publication Date: 27/11/2023

Certified company



PYME INNOVADORA



Dinacell Electrónica S.L. reserves the right to add, modify and/or delete content of the document without prior notice. The content indicated here should be used as general product information. It should not be interpreted as a guarantee of quality or durability.